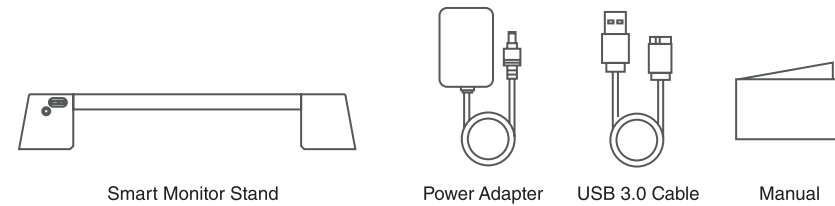


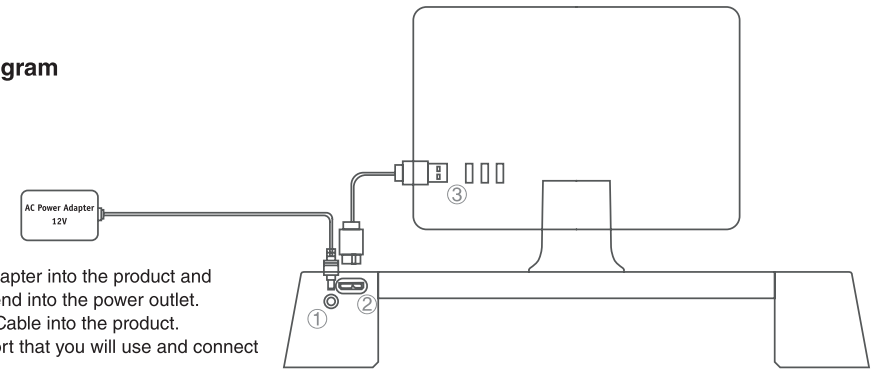


Monitor Stand with USB Hub & Card Reader User Manual XC-4312

Accessories

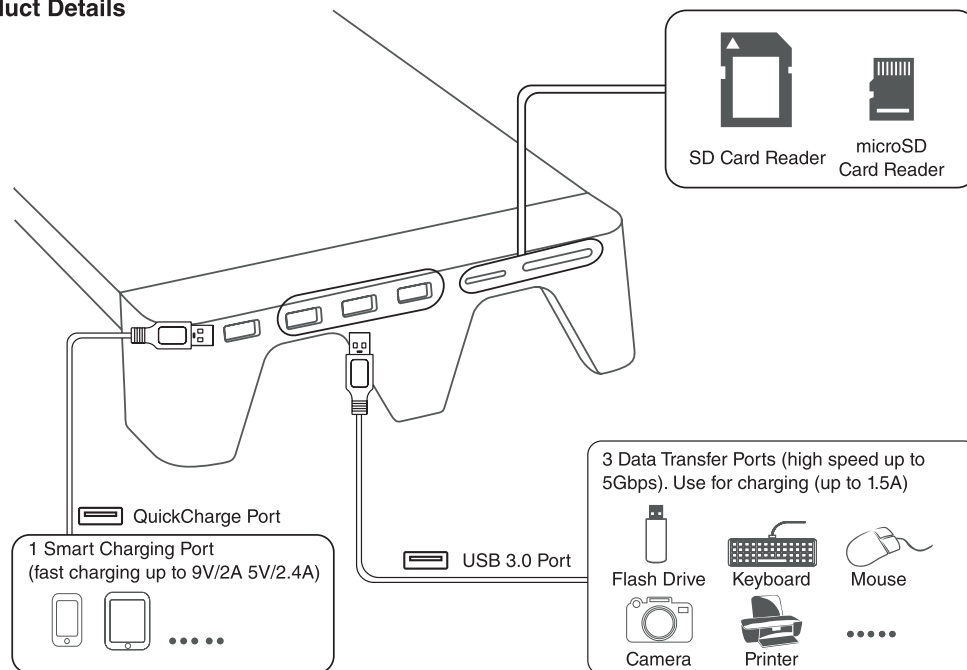


Connection Diagram



1. Connect the DC adapter into the product and connect the other end into the power outlet.
2. Connect the USB Cable into the product.
3. Locate the USB Port that you will use and connect the USB cable.

Product Details



Designed to raise your monitor up to a comfortable viewing height and de-clutter your desk the same time. This stand with stylish wooden top raises your monitor 56mm off your desk so you get a better view, avoiding a pain in the neck. On the side of the stand is a 3 port USB 3.0 Hub to connect your keyboard, mouse and other USB devices, and a card reader to read files from your SD and microSD memory cards. There is also a USB port with QuickCharge technology to quickly charge compatible Smartphones. When you're not using your keyboard and mouse, they can be stored underneath to free up more desk space.

Features

- USB 3.0
- Plug and Play
- Holds Monitors Up To 27"
- QuickCharge USB Port

Specifications

Monitor Size:	Up to 27"
Max Weight:	10kg
Interface:	USB 3.0
Supported Card Size:	SD/microSD
USB Outputs:	3 x USB 3.0 1 x USB Quick Charge
Transfer Rate:	USB 3.0 (Max. 5Gbps), USB 2.0 (Max. 480Mbps)
Compatibility:	Windows XP/7/8/8.1/10+, Mac OS® 9.1, 10+
Power:	12V 3A Mains Power Adaptor (included)
Dimensions:	550(L) x 200(D) x 55(H)mm

Distributed by:
 TechBrands by Electus Distribution Pty. Ltd.
 320 Victoria Rd, Rydalmere NSW 2116 Australia
 Ph: 1300 738 555 Int'l: +61 2 8832 3200 Fax: 1300 738 500
 www.techbrands.com
 Made in China