

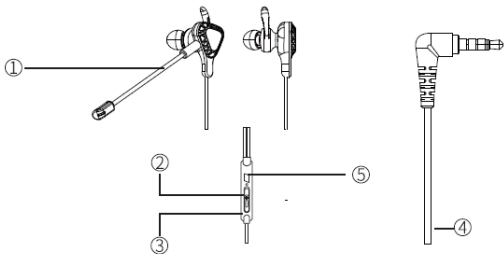
digitech

3.5mm Gaming Earphones User Manual AA-2160

Box Contents:

- 1 x 3.5mm Gaming Earphones
- 1 x 2.5mm Detachable Microphone
- 1 x Large Ear Tips
- 1 x Small Ear Tips

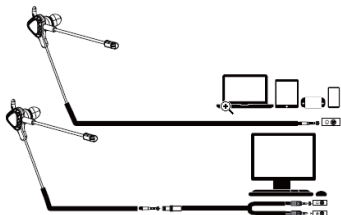
Product Diagram:



#	Feature	Description
1.	2.5mm Detachable Microphone	Adjustable microphone to use for gaming or phone calls and can be detached when not in use
2.	Volume Up	Slide the switch up to turn the volume higher
3.	Volume Down	Slide the switch down to turn the volume lower
4.	4 Pole, 3.5mm Connector/Cable	Connect to a source device such as a smartphone, tablet, PlayStation, Xbox, laptop or PC
5.	Play/Pause/Next Track/Previous Track Button / Inline Microphone	Press once to play or pause the current music track Press twice to skip to the next music track Press three times to skip to the previous music track The inline microphone works once the detachable microphone is removed

Operation:

Smartphone/Tablet/Laptop/PC Setup



Connect the 3.5mm 4 Pole plug to the 4 pole socket of the smartphone, tablet, laptop or PC.

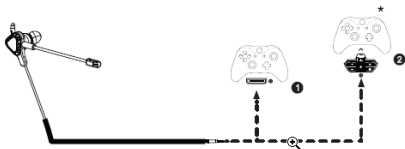
Note: Some computers will have a separate audio and microphone socket; you will need to purchase a 3.5mm socket to dual 3.5mm plug adaptor (not included) for these earphones to work.

Playstation Setup



Go to the settings of the Playstation depending on what version you have and select all audio for these earphones to work. Setting>devices>Audio Devices>Output to headphones>select all audio.

Xbox Setup



Requires a xbox headset stereo adaptor if the controller doesn't have a 3.5mm port.

Specifications:

Driver: 10mm Dynamic

Frequency Response: 20Hz-20KHz

Sensitivity: 91dB

Mic Sensitivity: -40dB

Impedance: 16 Ω

Connector: 3.5mm, 4 Pole

Cable Length: 1.2m

Distributed by:
Electus Distribution Pty. Ltd.
320 Victoria Rd, Rydalmere
NSW 2116 Australia
Ph: 1300 738 555
Int'l: +61 2 8832 3200
Fax: 1300 738 500
www.techbrands.com