

# CONCORD



CSP2WH20B4K-A


## **2-Way HDMI Splitter**

4K Ultra High Definition

## Box Contents:

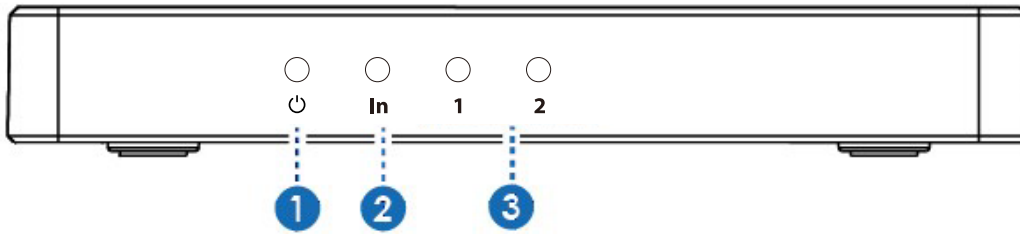


1 x 2-Way 4K HDMI Switcher

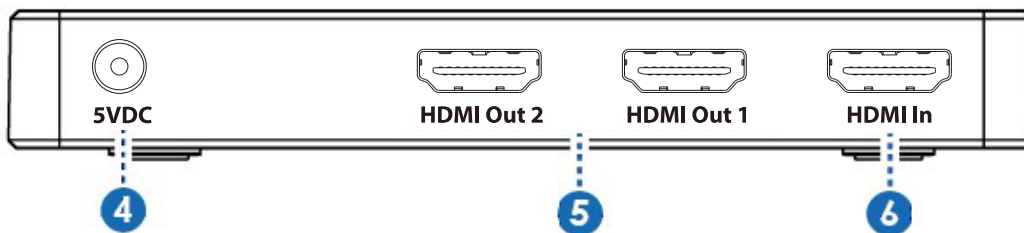


1 x Mains Power Adaptor

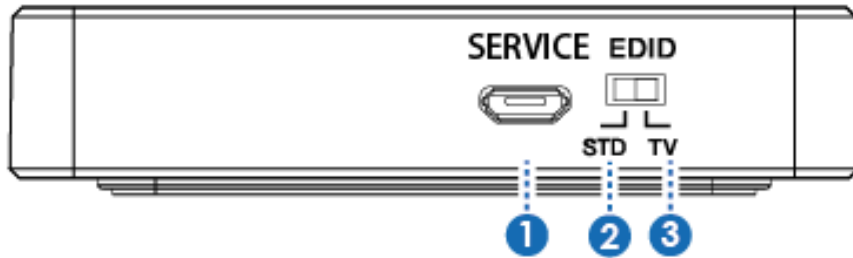
**Product Diagram:**



#	Feature:	Description:
1	Power LED Indicator	Displays the power status
2	HDMI Input LED Indicator	Displays the status of the HDMI input when connected
3	HDMI Output LED Indicators	Displays the status of the two HDMI outputs when connected

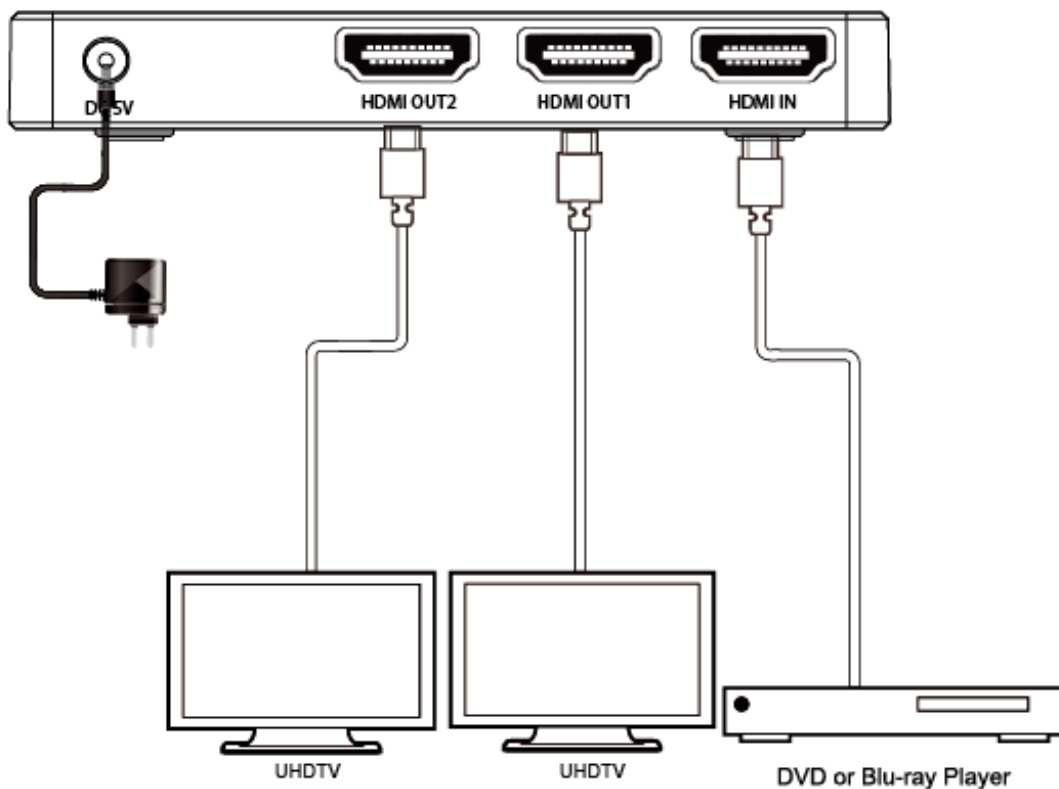


#	Feature:	Description:
4	DC Power Socket	Connect to the 5VDC mains power adaptor
5	HDMI Outputs (1-2)	Connect two TV's or monitors for split display
6	HDMI Input	Connect to the HDMI source device



	<b>Feature:</b>	<b>Description:</b>
1	Service USB Port	Firmware Upgrade Only (Not Required)
2	EDID STD Switch	Switch to use the devices own EDID settings, the video will output to 1080p @ 60Hz and audio to LPCM 2 Channel
3	EDID TV Switch	Switch to read the EDID settings of the display device connected to HDMI Output 1

**Connection Diagram:**



## Operation:

1. Connect the DC plug of the mains power adaptor to the power socket of the splitter. Plug in the mains power adaptor to a 240VAC wall socket and turn it on.
2. Connect a HDMI cable (not included) from your source device such as Pay TV, DVD players or media players to the HDMI input of the splitter.
3. Connect HDMI cables (not included) from the two HDMI outputs of the splitter to two TV's or Monitor's HDMI inputs.

## Troubleshooting:

<b>Problem</b>	<b>Solution</b>
No Video Output	Check to see if your source device and TV's/monitors are all switched on
	Check to see if the mains power adaptor is connected properly and switched on
	Check to see your source device and monitors/TV's resolution and frequency matches the supported resolution of the HDMI splitter.
	Check to see if your HDMI cables are faulty
	Reconnect all the HDMI cables on the inputs and outputs

## **Safety:**

1. Do not open or repair the device without professional assistance to avoid electrical shock.
2. Do not expose this unit to water, moisture or any liquid.
3. Position the unit in a well ventilated area to prevent the unit from overheating.
4. Only use the supplied 5VDC, 1A power adaptor. If you use any third party power supplies, ensure the voltage is the same to prevent the unit from damage.

## **Features:**

- Up to 4K x 2K Resolution
- High-Dynamic-Range (HDR) Video
- EDID Data Transmission
- HDCP, 3D & CEC Bypass

## Specifications:

Inputs: 1 x HDMI

Outputs: 2 x HDMI

HDMI: 2.0b

HDCP: 2.2, 1.4

HDR: 10

Resolution: 4K (3840 x 2160) @ 60/50/30Hz

1080p (1920 x 1080) @ 120/60/30Hz

1080i (1920 x 1080) @ 50/60Hz

720p (1280 x 720) @ 50/60Hz

480p (640 x 480) @ 60/50Hz

480i (640 x 480) @ 60/50Hz

Video Bandwidth: 18Gbps

Audio: LPCM 2/5.1/7.1CH, Dolby Digital, DTS 5.1,

Dolby Digital+, Dolby TrueHD, DTS-HD

Master Audio, Dolby Atmos, DTS:X

Colour Depth: 10-bit

Power Supply: 5VDC, 1A

Power Consumption: 200mA (Max)

Dimensions: 100(W) x 56(D) x 16(H)mm

For Concord AV Solutions visit

**[www.concord.support](http://www.concord.support)**

Distributed by:  
Electus Distribution Pty. Ltd.  
320 Victoria Rd, Rydalmere  
NSW 2116 Australia  
Ph: 1300 762 627  
Int'l: +61 2 8832 3200  
Fax: 1300 738 500